

# Technical Data Sheet

## Product Name

Full Product Name	<b>Spray Putty 400g</b>
Type of Product	1K Acrylic Spray Putty
Description	Concept Spray Putty (Aerosol) is designed for use as a Hi Build undercoat prior to the application of acrylic paints, Concept No Mix Basecoats and Concept Industrial Enamel Paints. It is characterised by fast drying, excellent adhesion, easy to sand spray filler for repairs, scratches and minor dents.


## Properties

<ul style="list-style-type: none"><li>• Excellent adhesion</li></ul>
<ul style="list-style-type: none"><li>• Easy to sand</li></ul>
<ul style="list-style-type: none"><li>• Fast drying</li></ul>
<ul style="list-style-type: none"><li>• Hi build properties</li></ul>










## Substrates

<ul style="list-style-type: none"><li>• Mild Steel</li></ul>
<ul style="list-style-type: none"><li>• Aluminium surfaces primed with Concept 103 Etch Primer or Concept 110 Metal Etch - Grey</li></ul>
<ul style="list-style-type: none"><li>• Galvanised iron, Zinalume, Zincanneal primed with Concept 103 Etch Primer or Concept 110 Metal Etch - Grey</li></ul>
<ul style="list-style-type: none"><li>• Polyester Spray Filler</li></ul>
<ul style="list-style-type: none"><li>• Glass reinforced polyester (GRP &amp; general types of fibreglass body parts)</li></ul>
<ul style="list-style-type: none"><li>• Sound existing finishes</li></ul>


## Substrate Preparation

	<b>All Substrates</b>	All surfaces must be thoroughly sanded and cleaned with Concept Wax & Grease Remover prior to application. Mask off surrounding areas to avoid overspray.
---	-----------------------	---

## Product Preparation

	<b>Shake can</b>	Invert and shake the can thoroughly, until the agitation ball can be heard (two to three minutes). Continue to shake the can during application.	
	<b>Pot life</b> @ 25°C (77°F)	N/A	
	<b>Spray viscosity</b> @ 25°C (77°F)	<b>BSB 4 Cup</b> <b>Ford 4 Cup</b>	N/A
	<b>Application</b>	Spray in an even overlapping pattern from a distance of approx. 25 cm.	
	<b>Number of coats</b>	2-3	Apply two to three even coats to gradually increase film thickness. Avoid heavy wet coats to minimise risk of runs.
	<b>DFT Recommended</b>	25 µm 1.0 mil	
	<b>Flash off time</b> @ 25°C (77°F)	5 min between coats	
	<b>Drying</b>	<b>Air Dry</b> @ 25°C (77°F)	40-60 min and then top coated
	<b>Sanding</b>	Wet sand with P600-P800 before applying finish coat or Dry sand with P240 followed by P400-P500 using an orbital sander	
This data relates only to the material designated herein and does not apply to use in combination with any other material or any process. The data is not to be considered as a warranty or quality specification and we assume no liability in connection with its use.			

## Remarks

	Surface temperature must always be a minimum of 3°C (5°F) above dew point.
---	--

## Equipment Cleaning



Turn the can upside down and spray until the jet clears. Any over spray maybe cleaned up with Mineral Turps

## Dry Film Properties

<b>Adhesion</b>	Excellent
<b>Ease of sanding</b>	Excellent

## Product Data

<b>Colour</b>	<b>Gold</b>
<b>Theoretical Coverage</b>	Approx. 3.0 m <sup>2</sup> (120 ft <sup>2</sup> )/400g @ recommended DFT
<b>Shelf Life</b>	36 months in an unopened container at room temperature away from sunlight.

## Product Packaging

Product Code 1	Product Code 2	Product Name	Package Size
AU1011050.400		Spray Putty	400g (aerosol)

## Safety

Before using, read and follow all label and Safety Data Sheet (SDS) precautions, including respiratory protection and other Personal Protective Equipment such as safety clothing, glasses and gloves. Use only in a well-ventilated area.

The information provided in this documentation has been carefully selected and arranged by us. It is based upon our best knowledge on the subject at the date of issuance. The Information is given for information purposes only. We are not liable for its correctness, accuracy and completeness. It is up to the user to check if the information is current and the product is suitable for its intended purpose. The intellectual property in this Information, including patents, trademarks and copyrights, is protected. All rights reserved.

We may modify and/ or discontinue operation of all or portions of this Information at any time in our sole discretion, without notice and assume no responsibility to update the Information. All rules set forth in this clause shall apply accordingly for any future changes and amendments.

This Technical Data Sheet supersedes all previous issues.

Concept Paints  
26-30 Charles Street  
St Marys NSW 2760  
Sydney, Australia

ph. +61 (2) 9673 2555  
fax. +61 (2) 9623 1918  
info@conceptpaints.com.au  
www.conceptpaints.com.au